









Advancement



Tips & hints from the National level:







-  Center with R2 after every rally – especially with junior officials
-  Encourage junior officials to make their calls
-  Let R2 and especially junior officials finish their signal sequence when they do make a call
-  Give R2 time to transition when awarding point – hold point signal then signal fault together
-  Confirm with table (scorer, tracker) that they will confirm the players on the floor prior to the beginning of each set, along with the R2
-  Have match situational awareness – EX: anticipate upcoming time-out or substitution after a long run by the opponent



Advancement



Tips & hints from the National level:

-  Be aware of your body language especially after a strange play that throws you off your routine
-  Focus: Where are you looking? What are you looking at? Why are you looking there?
-  Make sure all parties – partners, coaches and players – are aware and on the same page as far as ground rules
-  Check the ball and net when you get to a court – don't assume the referee prior to you has done so
-  Review Sanction and Protest procedures in DCR periodically throughout the season
-  Answer Questions, Acknowledge Statements, Penalize Insanity