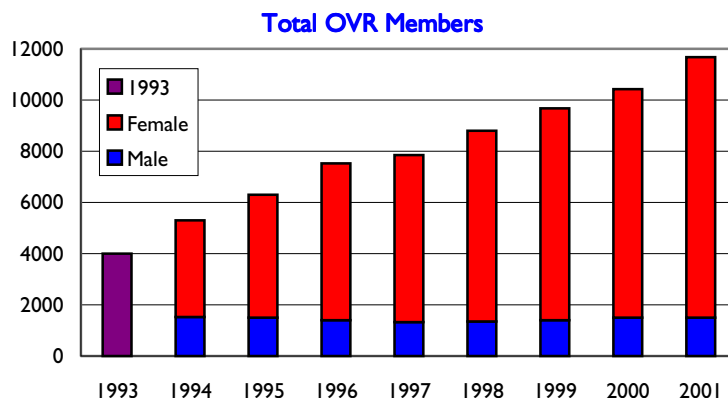


# Patterns of Growth in the Ohio Valley Region

Stephen Donahue



For the past eight years the number of registrations in the Ohio Valley Region has increased every year. In addition, both the number of teams and percentage of female participation have increased significantly.

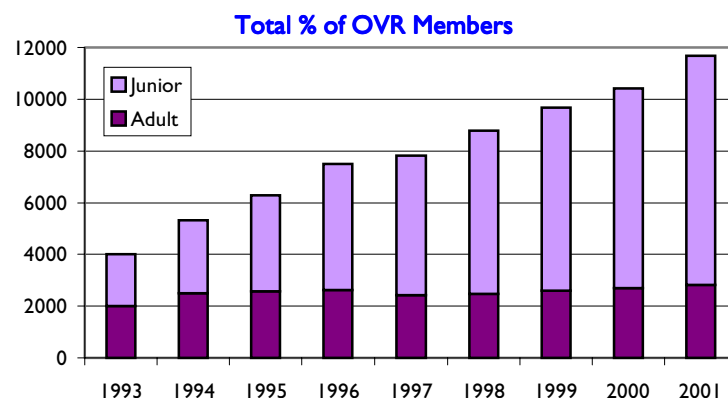


### Total Number of Teams

- ✓ The number of teams increased 121.1 % from 530 teams in 1994 to 1,172 teams in 2001.
- ✓ The percentage of junior teams has grown from 57% of the total number of teams in 1994 to 82.6% of the total number of teams in 2001.
- ✓ The number of junior female teams has grown 230% from 293 teams in 1994 to 968 teams in 2001.

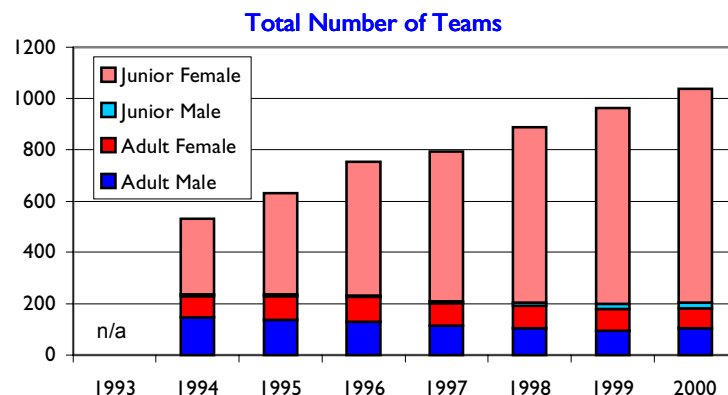
### Total Ohio Valley Region, Inc. Membership

- ✓ Membership has increased 191.4% from 4007 members in 1993 to 11,676 members in 2001.
- ✓ The number of junior players has increased 342% from 2005 players in 1993 to 8863 players in 2001.
- ✓ Junior players and coaches represented 87% of the OVR membership in 2001.
- ✓ Junior girls represented 74.2% of the total membership in 2001.
- ✓ Junior players, boys and girls, represented 75.9% of the OVR membership in 2001.



### Total Female Membership

- ✓ Females represented 87.2% of the Ohio Valley Region membership in 2001.
- ✓ The number of female players has increased 170.6% from 3763 players in 1993 to 10,182 players in 2001.



### 2001 Ohio Valley Region Membership

	adult	colle- giate	other adult	junior	total
female	663	33	827	8,659	10,182
male	801	25	464	204	1,494
total	1,464	58	1,291	8,863	11,676